

## Logging in to your student account

1. Load the Seesaw App/ website. Click I'm a student.



Student Sign In

Email

Password

Forgot Password? Student Sign In

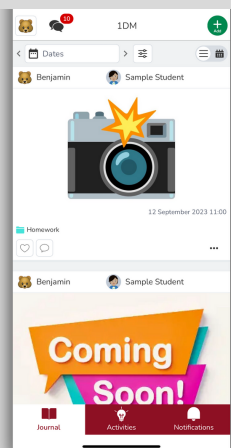

Sign In with Google

Seesaw for Schools Clever Sign In

TEXT CODE Go

Scan Code

2. Either type the text code (your unique 12-digit code) or click 'Scan Code'. You will receive a sheet as shown below from your class teacher.

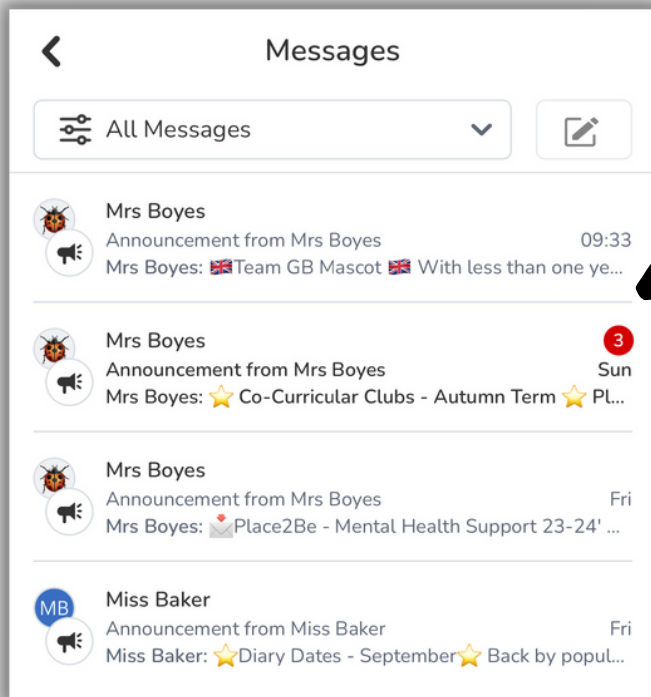
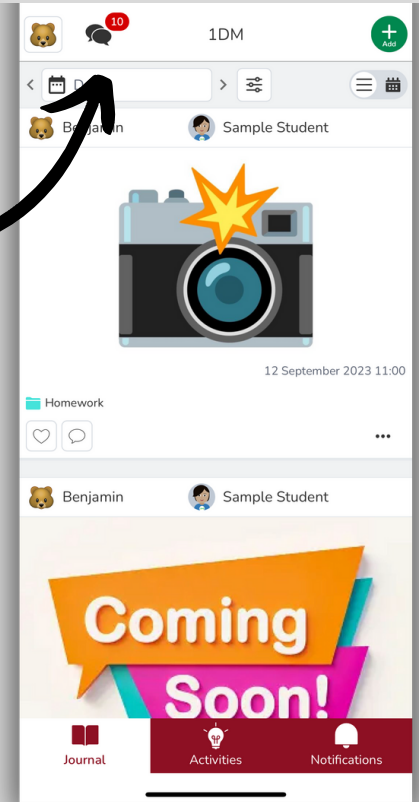


3. You will then connect to the Seesaw Home Page.

Please note: if you become logged out, you can request a new home learning code or QR code from either your class teacher or the school office.

## Reading messages

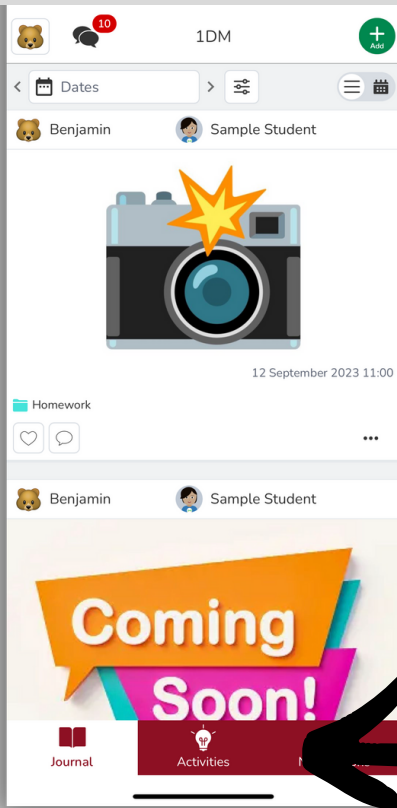
1. Once logged into the Seesaw app, click messages (speech bubble icon) in the top right corner.



2. This will show you an overview of all messages sent to you. It shows which teacher the message is from and any new messages are highlighted with a number.

### Please note:

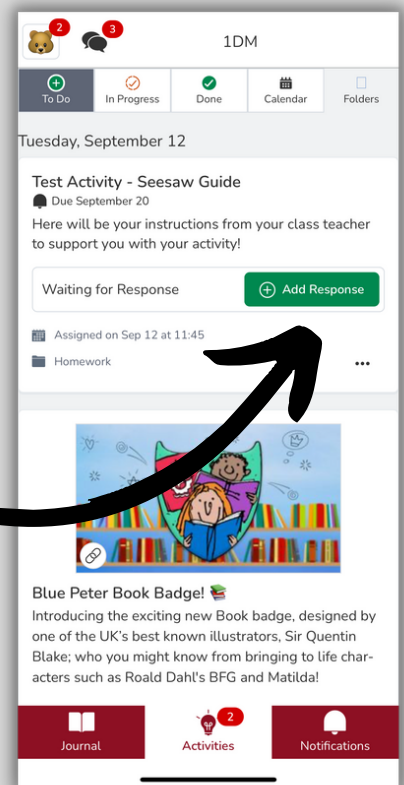
Some information may just go to families rather than the student accounts. Also, children cannot respond to messages or reply to teacher's privately.



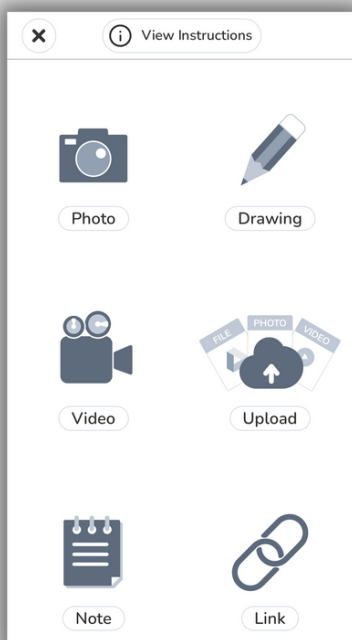
1. Click on the activities tab at the bottom of the page (looks like a lightbulb).



2. Read the instructions from your class teacher. If there was a due date, it would be stated on the activity.



3. Click 'Add Response'



4. Select the appropriate way to respond whether this is using your camera, using the Canvas tool, a video, upload (this can be from your camera roll or PDFs etc), a note or a web link.

5. Click the green tick to send it to your teacher.




# SEESAW STUDENT GUIDE

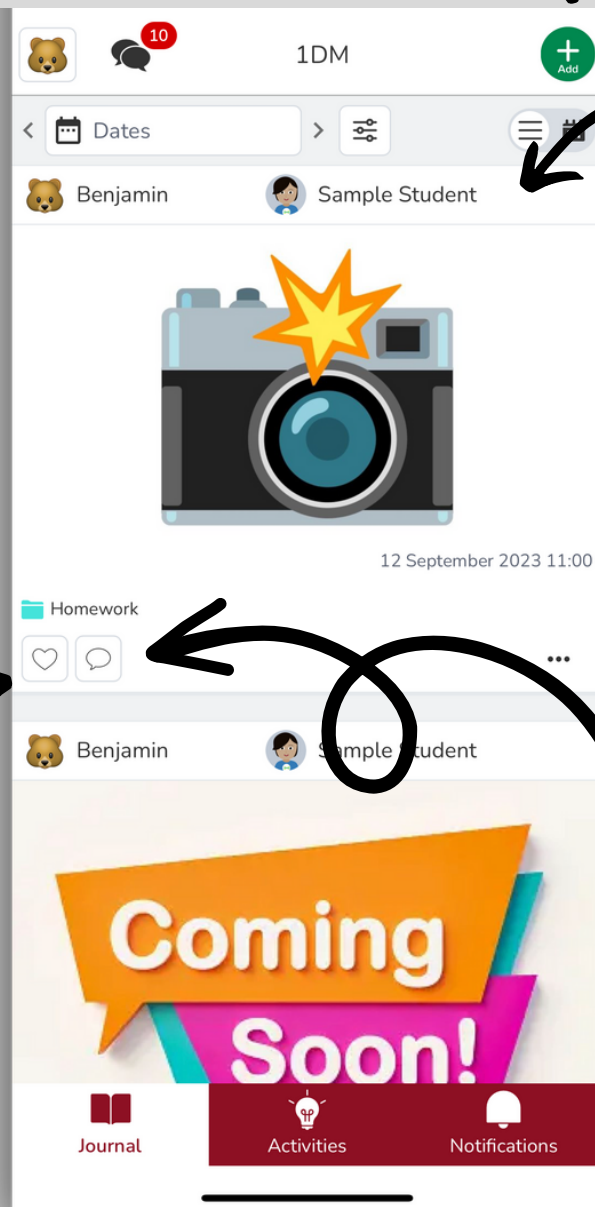
Interacting/ adding posts into  
your journal

Add posts to your journal by clicking the 'Add' sign in the corner. The response works the same as the activity tab.

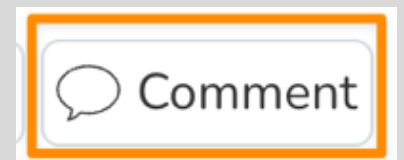
Shows you  
folders/ subjects  
linked with this  
post



Like the posts by  
selecting the heart



Shows you who is  
tagged in the post



Comment on the  
posts by selecting the  
speech bubble. These  
are approved by the  
class teacher.